

























**TABELA KURSÓW WALUT GŁÓWNYCH**

| Kraj        | Waluta  | Dewizy |          | Środek |
|-------------|---|--------|----------|--------|
|             |   | kupno  | sprzedaz |        |
| Australia   | 1 AUD          | 2.5518 | 2.7096   | 2.6307 |
| Czechy      | 1 CZK          | 0.1667 | 0.1770   | 0.1718 |
| Dania       | 1 DKK          | 0.5614 | 0.5961   | 0.5787 |
| <b>Euro</b> | <b>1 Euro</b>  | 4.1865 | 4.4455   | 4.3160 |
| Japonia     | 100 JPY        | 2.4919 | 2.6461   | 2.5690 |
| Kanada      | 1 CAD          | 2.8583 | 3.0351   | 2.9467 |
| Norwegia    | 1 NOK          | 0.3560 | 0.3780   | 0.3670 |
| <b>USA</b>  | <b>1 USD</b>   | 3.8997 | 4.1410   | 4.0204 |
| Szwajcaria  | 1 CHF          | 4.2732 | 4.5375   | 4.4054 |
| Szwecja     | 1 SEK          | 0.3589 | 0.3811   | 0.3700 |
| Węgry       | 100 HUF        | 1.0669 | 1.1329   | 1.0999 |
| W.Brytania  | 1 GBP          | 4.8781 | 5.1799   | 5.0290 |

**TABELA KURSÓW WALUT EGZOTYCZNYCH**

| Kraj        | Waluta  | Dewizy |          | Środek |
|-------------|---|--------|----------|--------|
|             |   | kupno  | sprzedaz |        |
| CHINY       | 1 CNY    | 0.5373 | 0.5705   | 0.5539 |
| Hong Kong*  | 1 HKD    | 0.4981 | 0.5289   | 0.5135 |
| Bułgaria    | 1 BGN   | 2.1407 | 2.2718   | 2.2062 |
| Izrael      | 1 ILS  | 1.0252 | 1.0878   | 1.0565 |
| Meksyk*     | 1 MXN  | 0.2268 | 0.2407   | 0.2338 |
| N Zelandia* | 1 NZD  | 2.3246 | 2.4688   | 2.3967 |
| Rosja*      | 1 RUB  | 0.0000 | 0.0000   | 0.0000 |
| RPA*        | 1 ZAR  | 0.2047 | 0.2172   | 0.2110 |
| Rumunia*    | 1 RON  | 0.8415 | 0.8930   | 0.8672 |
| Singapur*   | 1 SGD  | 2.8671 | 3.0441   | 2.9556 |
| Tajlandia*  | 1 THB  | 0.1055 | 0.1120   | 0.1087 |
| Turcja*     | 1 TRY  | 0.1197 | 0.1270   | 0.1233 |

SPOT : 2024-04-30

**TABELA KURSÓW CROSSOWYCH**

| Para          | Dewizy  |          | Środek  |
|---------------|---------|----------|---------|
|               | Kupno   | Sprzedaz |         |
| <b>EURUSD</b> | 1.0413  | 1.1058   | 1.0735  |
| <b>EURGBP</b> | 0.8324  | 0.8840   | 0.8582  |
| <b>EURCHF</b> | 0.9502  | 1.0092   | 0.9797  |
| <b>EURHUF</b> | 380.50  | 404.34   | 392.42  |
| <b>EURJPY</b> | 162.94  | 173.04   | 167.99  |
| <b>EURRON</b> | 4.8258  | 5.1276   | 4.9767  |
| <b>EURSEK</b> | 11.3125 | 12.0161  | 11.6643 |
| <b>EURCAD</b> | 1.4206  | 1.5087   | 1.4646  |
| <b>EURCZK</b> | 24.3586 | 25.8808  | 25.1197 |
| <b>EURCNH</b> | 7.5572  | 8.0255   | 7.7913  |
| <b>GBPUSD</b> | 1.2133  | 1.2885   | 1.2509  |
| <b>USDCHF</b> | 0.8852  | 0.9401   | 0.9126  |
| <b>GBPCHF</b> | 1.1072  | 1.1759   | 1.1416  |